



OER Growers Autumn Season 2012

Wiki

Edit a wiki page



This work is licensed under a
Creative Commons Attribution-
NonCommercial-ShareAlike 3.0
Unported License.

Araksia Kantikian

CONTENT

- ◉ Intro
- ◉ Start Editing
- ◉ Edit Toolbar
- ◉ Formatting
- ◉ Tables
- ◉ Preview
- ◉ Save

INTRO

It's very easy to edit the contents of a wiki.
It only takes a few clicks.

- ◉ Click the "**Edit**" page tab at the top of the page.
- ◉ Make changes to the text.
- ◉ Click the "**Save page**" button.

When creating/editing the page use wiki markup code and simple HTML code. You can use the buttons at the top of the Edit box to help you insert the appropriate wiki

START EDITING

Click on the “Edit”
button in order to start
editing your profile page

Page [Discussion](#) [Read](#) [Edit](#) [View history](#)














Project

[\[Rich Editor\]](#) [\[Open Rich editor in new window\]](#)

B **Ab** **A**

This is my first project

EDIT TOOLBAR

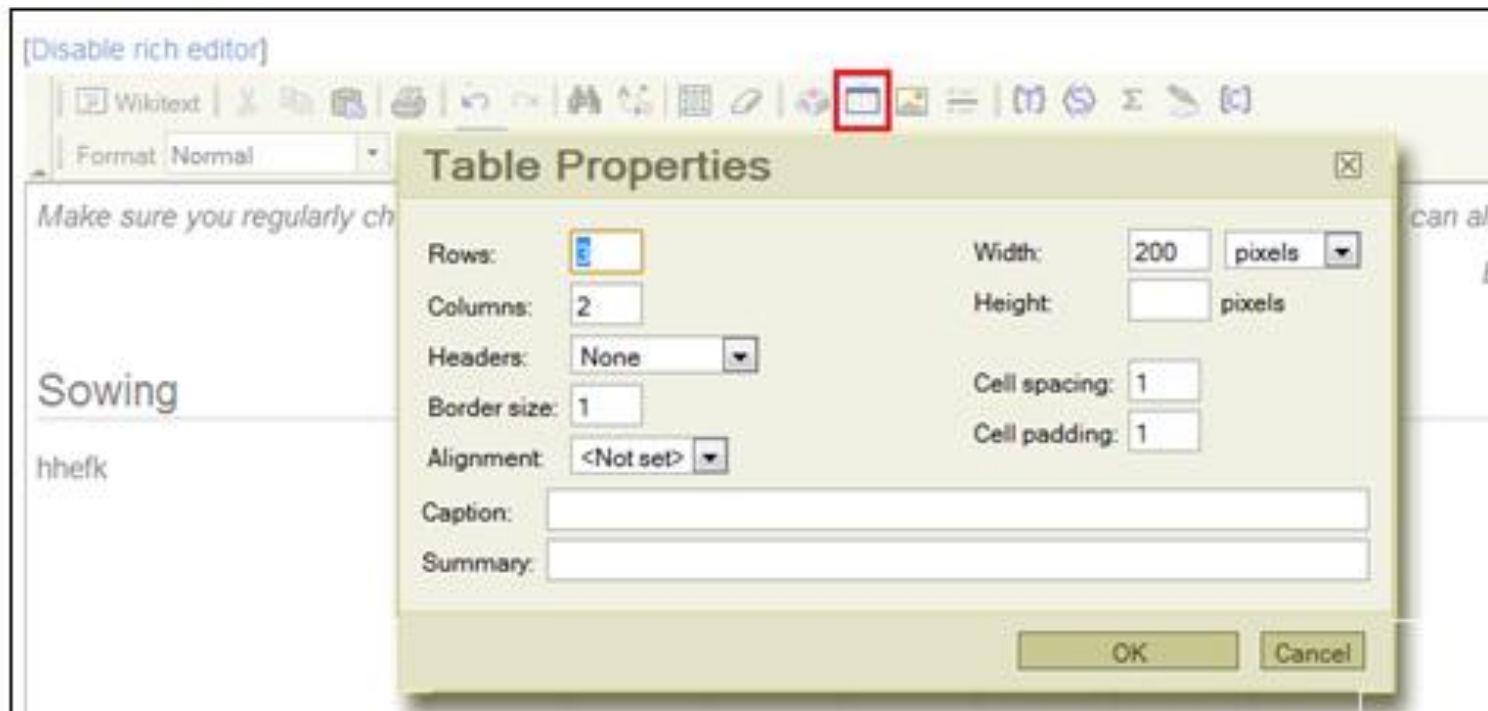
Icon	Function	In Editing Mode	In Reading Mode
	Bold	<code>'''OER'''</code>	OER
	<i>Italic</i>	<code>''OER''</code>	<i>OER</i>
	Internal link	<code>[[OER]]</code>	OER
	External link	<code>[http://www.example.com] or [http://www.blog.agroknow.gr/Blog]</code>	[1]  or Blog 
	Section heading	<code>== OER ==</code>	<i>[edit]</i> OER
	Insert image		
	Insert media	<code>[[Media:OER.ogg]]</code>	Media:OER.ogg
	Mathematical formula (LaTeX)	<code><math>abc</math></code>	<i>abc</i>
	Ignore Wiki formatting	<code><noWiki>OER '''[[Bold text]]'''</noWiki></code>	OER '''[[Bold text]]'''
	Sign talk comments (with time stamp)	<code>~~~~</code>	Mada (talk) 21:21, 19 July 2010 (UTC)
	Horizontal line	<code>----</code>	<hr/>

FORMATTING

Function	In Editing mode	In Reading mode
Heading of different levels	=level 1= ==level 2== ===level 3=== ====level 4==== =====level 5===== =====level 6=====	Level 1 Level 2 Level 3 Level 4 Level 5 Level 6
Bullet list	* Wikis * blogs * social networking ** Twitter ** MySpace	<ul style="list-style-type: none"> • Wikis • blogs • social networking <ul style="list-style-type: none"> ◦ Twitter ◦ MySpace
Numbered list	# dynamic content # metadata # user participation ## freedom ## openness	<ol style="list-style-type: none"> 1. dynamic content 2. metadata 3. user participation <ol style="list-style-type: none"> 1. freedom 2. openness
Definition list	;Mashup : definition 1 ;Folksonomy : definition 2-1 : definition 2-2	Mashup definition 1 Folksonomy definition 2-1 definition 2-2
Definition list to indent text	: Single indent :: Double indent :::: Multiple indent	Single indent Double indent Multiple indent

TABLES

Creating tables is easier using the Rich editor. To insert a table, click on the button highlighted in the Figure below.



PREVIEW

It's a good idea to use the "Show preview" button to see what your change will look like, before you save it.

Please note that all contributions to OER Growers may be edited, altered, or removed by other contributors. You are also promising us that you wrote this yourself, or copied it from a public domain or similar source.

Summary:

☐ This is a minor edit ☐ Watch this page

[Cancel](#) | [Editing help](#) (opens in new window)

Page

Discussion

Project

Preview

Remember that this is only a preview. Your changes have not yet been saved!

This is my first project

[\[Rich Editor\]](#) [\[Open Rich editor in new window\]](#)

B **Ab**

This is my first project

SAVE

Click on **SAVE PAGE** and view your new web page.

Please note that all contributions to OER Growers may be edited, altered, or removed by other contributors. You are also promising us that you wrote this yourself, or copied it from a public domain or similar source.

Summary:

☐ This is a minor edit ☐ Watch this page

[Cancel](#) | [Editing help](#) (opens in new window)

VIDEO

Watch a short video explaining how editing a wiki page

